

Information Pack

Norman Park, Brisbane

Guitar & Ukulele Lessons



with Ben Parker
B.Mus.Arts Dip.Aud.Eng.Mus.Prod





Index

3. [Location & Facilities](#)

4. **[Lesson Pricing](#)**

5. [Who are Ben's Lessons For?](#)

6. [Beginner Guitar Lessons](#)

7. [Intermediate Guitar Lessons](#)

8. [Advanced Guitar Lessons](#)

9. [Ukulele Lessons](#)

12. [How to Start Lessons - Step 1](#)

13. [How to Start Lessons - Step 2](#)

14. [How to Start Lessons - Step 3](#)

15. [Zoom Lessons](#)

16. [About Ben](#)

In the spirit of reconciliation Ben acknowledges the Turrbal and Jagera people, the Traditional Custodians of Meanjin. He pays his respects to their Elders past, present and emerging. He also extends that respect to all Aboriginal and Torres Strait Islander people.

All Reviews 5.0

Google 5.0

Facebook 5.0

Overall Rating

5.0 ★★★★★

43 reviews

LOCATION & FACILITIES

39 FRANK STREET,
NORMAN PARK 4170

OPENING HOURS

MON TO THURS 9.30AM - 7.30PM

FRI 9.30AM - 6PM

SAT/SUN - CLOSED



FACE TO FACE LESSONS
IN BEN'S HOME STUDIO



FREE ON-STREET PARKING



WAITING ROOM

- REMOTE (ZOOM) LESSONS AVAILABLE
- STUDENT TOILET AVAILABLE

- 5 MINS WALK FROM TRAIN STATION
- CLOSE TO 3 MAJOR BUS ROUTES



START HERE

Lesson Rates

PRICES ARE VALID AT THE TIME OF DOWNLOADING OR PRINTING & ARE SUBJECT TO CHANGE.



FIRST & SECOND LESSONS

LENGTH	ONE ON ONE	GROUP
30 mins	\$47	\$33pp
45 mins	\$70	\$46pp
1 hr	\$89	\$58pp

PAY-BY-THE-TERM MEMBERSHIP

PER LESSON

LENGTH	ONE ON ONE	GROUP
30 mins	\$47	\$33pp
45 Mins	\$70	\$46
1 hr	\$89	\$58pp

ONE LESSON PER WEEK. TERMS ARE USUALLY 10 WEEKS. YOU CAN EVEN JOIN UP PARTWAY THROUGH A TERM!

PAY WEEKLY MEMBERSHIP

LENGTH	ONE ON ONE	GROUP
30 mins	\$52*	\$37pp*
45 mins	\$77*	\$51pp*
1 hr	\$96*	\$73pp*

* ALL PAY WEEKLY LESSONS ARE SUBJECT TO A 1.9% SURCHARGE TO COVER XERO AUTOPAY (POWERED BY STRIPE) FEES.

CASUAL MEMBERSHIP

LENGTH	ONE ON ONE	GROUP
30 mins	\$60	\$42pp
45 mins	\$88	\$58pp
1 hr	\$111	\$73pp

NOTE: FOR GROUP LESSONS YOU WILL NEED TO BYO GROUP

[CLICK HERE FOR TERM DATES](#)

ARE BEN'S LESSONS SUITABLE FOR ME?

INSTRUMENTS



UKULELE

SOPRANO/CONCERT/TENOR
BARITONE



GUITAR

ELECTRIC
ACOUSTIC

AGE RANGE



KIDS 11+



YOUTHS



ADULTS

FAQ: WHY DON'T YOU TEACH CHILDREN UNDER 11? You can read more about this by [CLICKING HERE](#).

SKILL LEVELS



BEGINNER



INTERMEDIATE



ADVANCED

MUSIC GENRES



ROCK



BLUES



JAZZ



FOLK



POP



REGGAE

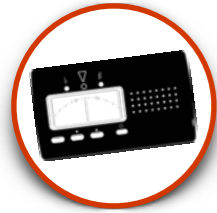
EVEN THOUGH BEN'S GRAPHIC DESIGN WORK LOOKS LIKE IT'S AIMED AT FOUR YEAR OLDS, HE DOES TEACH ADVANCED PLAYERS. HE HAS A MUSIC DEGREE, MAJORING IN JAZZ & HAS PLAYED MANY OTHER GENRES EXTENSIVELY.

THERE ARE MANY OTHER GENRES AND SUB-GENRES THAT BEN TEACHES. THIS IS JUST AN OVERVIEW.

Beginner Guitar Lessons

Areas of focus

Acoustic or Electric Guitar




The Basics

- Holding your guitar
- String names
- Fret numbers & how to “fret a note”
- Tuning your guitar
- Holding a pick



Guitar Riffs & Melodies

- Simple & well known guitar riffs in your favourite genres
- Single note melodies and theme tunes



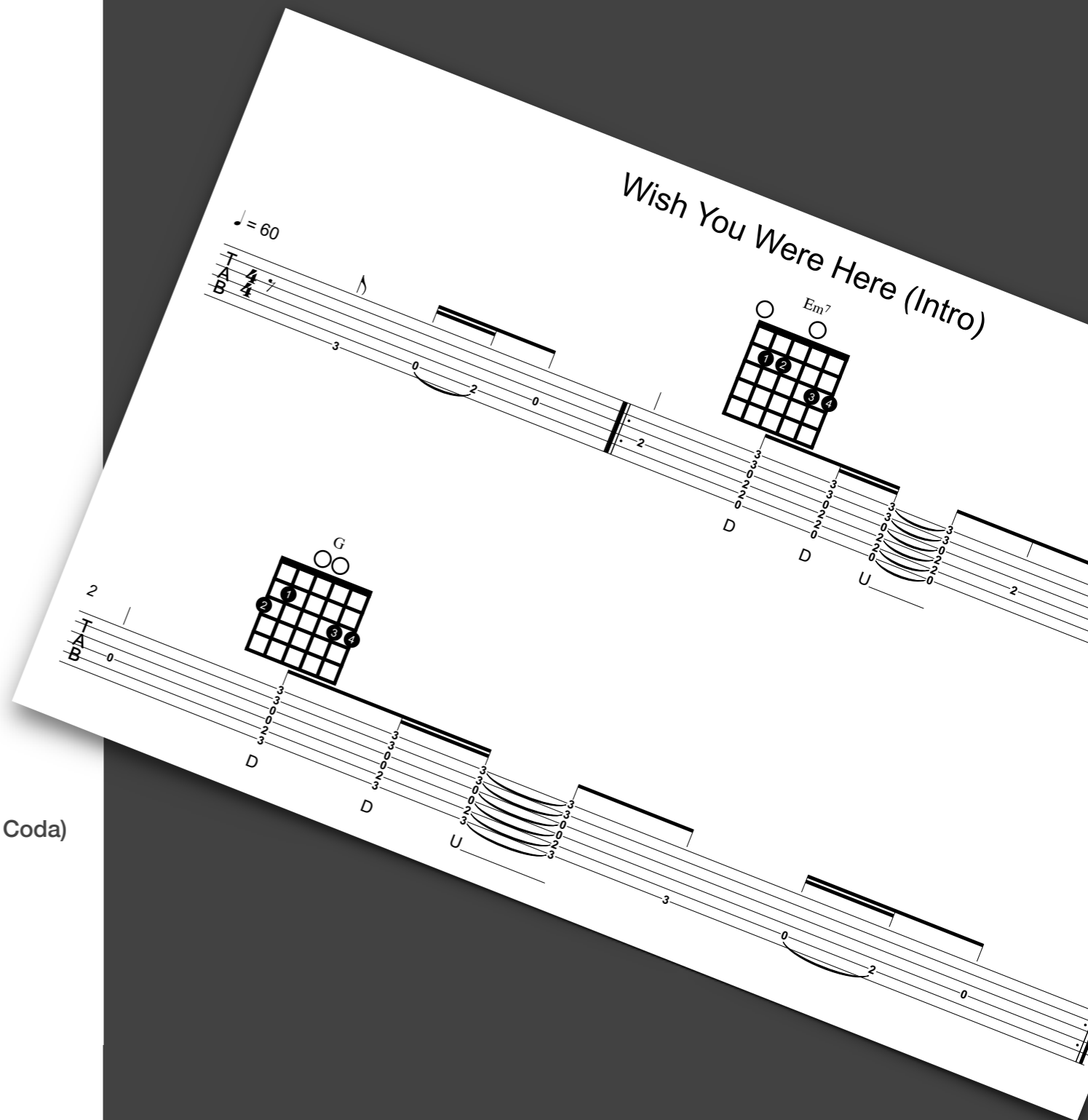
Tablature

- Reading guitar TAB
- Musical terms, repeat signs, other directives (e.g. D.S. al Coda)



Rhythm, Strumming & Chords

- Reading chord diagrams
- Playing open chords & changing between them
- Correct strumming techniques
- Power chords
- Reading rhythm slashes, basic note values & rests
- Reading lead sheets



Wish You Were Here (Intro)

$\text{♩} = 60$

4/4

G

Em7

D

D

U

3

2

Intermediate Guitar Lessons

What you can learn an overview



Play songs from a variety of genres

from any musical era, including, but not limited to:

- Rock
- Pop
- Blues
- Jazz
- Folk
- Reggae/ska/dub


Master the fundamentals

- Bar chords
- Major, minor & pentatonic scales
- Techniques such as bending, sliding & vibrato
- Play your favourite solos
- Improvisation
- Expand your chord vocabulary
- Fingerpicking
- Reading rhythms



Other delicious intermediate things

- Alternate tunings
- Reading the treble clef (optional)
- Exercises to increase speed
- Intermediate theory (e.g. key signatures, diatonic harmony)
- Songwriting
- Ear training (melody, harmony & rhythm)
- Improve your accuracy & timing and become performance ready



**Minor Pentatonic
Playing Horizontally**

E form

G form

A form

D form

© 2022 Ben Parker Guitar & Ukulele Tutor, all rights reserved

www.benparker.com

Guitar Fundamentals
Playing Horizontally
C A G E D

Advanced Guitar Lessons

What you can learn

including, but not limited to:



Food for your fingers

- Advanced genres such as jazz & blues
- CAGED system
- Arpeggios
- Modes
- Inversions
- Advanced chord voicings
- Soloing devices (e.g. approach notes, chromaticism, anticipation)



Food for your mind

- Chord extensions
- Minor key harmony
- Non-diatonic harmony
- Modal theory
- Secondary dominants, tritone subs, diminished theory



Food for your ears

- Chord identification & nomenclature
- Interval training, including compound intervals
- Scale identification
- Melodic dictation
- Rhythmic dictation

The diagram illustrates the mixolydian dominant seventh scale and its chord forms on a guitar fretboard. It is organized into three rows: 'scale', 'arpeggio', and 'chord'. The 'scale' row shows the scale in C form, A form, and G form. The 'arpeggio' row shows the arpeggio patterns for the same forms. The 'chord' row shows the chord voicings for the same forms. The diagram is titled 'mixolydian dominant seventh' and includes a copyright notice: '© 2022 Ben Parker Guitar & Ukulele Tutor, all rights reserved'.

Ukulele Lessons

Contrary to popular belief, ukuleles aren't toys. They can sound fantastic!



Scan the QR code or [click here](#) for a demo.



Play your favourite songs
even if they don't have ukulele parts!



Learn about strumming & rhythms
from easy to understand music resources.



Learn fingerstyle ukulele
and finger picking patterns.



Learn more than just four chords
and break out of the "key of C".



HOW TO START
LESSONS IN
2 EASY STEPS...

Step 1

Try me out with
a 1st & 2nd lesson



Try a couple of one-off lessons
there's no obligation to continue.



Don't have a guitar or ukulele?
Use one of mine to see if you like lessons before purchasing one (if you're right handed).



One-on-one or group lessons
maybe yourself and a partner or friend want to learn together? **Note: you will need to BYO group.**



Have up to two lessons
before deciding whether you want to continue with Pay-by-the-term, Pay Weekly or Casual Memberships.

Scan the QR code or
CLICK HERE to request
an introductory Lesson



FIRST & SECOND LESSON RATES

DURATION	ONE ON ONE	GROUP LESSONS*
30 mins	\$47	\$33pp
45 mins	\$70	\$46pp
1 hr	\$89	\$58pp

***BYO GROUP**

PRICES ARE VALID AT THE TIME OF DOWNLOADING OR PRINTING & ARE SUBJECT TO CHANGE.

Step 2

After your 1st or 2nd lesson, **choose one of the options below:**



Option A

Pay-by-the-Term Membership Overview



Regular Lesson Time

Pay-by-the-Term Memberships are for people who have regular schedules and want lessons at the same time each week during the terms.



Best value for money

Keep the same lesson slot every week for as long as you want it. Prepay the term before lessons commence. **Yes, you can begin lessons partway through a term!**



Keep your slot

from term to term & year to year with a small refundable deposit of one lesson.



Most efficient

way to learn due to the continuity of a weekly lesson at the same day/time each week. We can fix mistakes before they become habit.

Option B

Pay Weekly Membership Overview



Regular Lesson Time

Pay Weekly Memberships are for people who have regular schedules and want lessons at the same time each week during the terms.



Pay week to week

Using Xero Autopay (powered by Stripe). After your initial deposit of 2 lessons + your first weekly lesson, your payments are automatically deducted weekly (excluding the term breaks & public holidays) until you wish to discontinue.



Smaller Cost Outlay

Although not as economical as Pay-by-the-Lessons, Pay Weekly Lessons are for those who can't pay for a whole term upfront.



Stop any time

All you have to do is fill in an online form and your payments will stop. Your two week deposit will pay for your final two lessons (see FAQ below for full T&C).

Option C

Casual Membership Overview



No weekly commitment

Book your lessons ad-hoc, as you want them.



Book a different slot

for every lesson and book up to two weeks in advance.



Great for shift workers

and for people who aren't available at the same time each week.



Email to book

Simply book a Casual Lesson whenever you feel like it by emailing for availability.

LET'S PLAY!

CONTACT BEN TO
BOOK YOUR FIRST
LESSON:

WWW.BENPARKERGUITAR.COM.AU/CONTACT

Tips for success

Learn to play!

Here are a few tips:



Practice, practice, practice

Don't practice until you get it right. Practice until you can't get it wrong.



Expose yourself to music

and other musicians. A musician's best tool is their ears. Listen to music, go to live gigs, sing along to music, jam with friends, say yes to performance opportunities.



Become a self-directed musician

You should always feel free to learn music & material outside of what your teacher gives you. Of course your tutor will always help you when you need it, but you can't do any harm by learning songs yourself.



Have fun!

Learning to play music is fun and extremely rewarding. Remember it's normal & necessary to make mistakes, even if you're a professional musician.





zoom LESSONS



LESSONS ARE PRIMARILY FACE TO FACE, HOWEVER WE DON'T LET A COLD OR DISTANCE STOP US FROM HAVING LESSONS!

ADVANTAGES OF ONLINE ZOOM LESSONS

- You don't have to live within travelling distance of Ben's studio
- Ben uses professional quality equipment, so your experience will be almost as good as a face to face lesson
- If on a laptop or computer, you can record the lesson and refer to it while practicing
- You don't have to leave home
- If you have symptoms you can continue lessons online
- You get electronic copies of learning material to keep forever

DISADVANTAGES OF ONLINE ZOOM LESSONS

- There is a slight delay, therefore you cannot play at the same time
- Some people feel self conscious about playing without the tutor playing at the same time (this is actually a good thing to practice)
- Not recommended for beginners

Message from Ben

Kia ora everyone. I'm Ben. I'm from Aotearoa (New Zealand).

I'm a well-established guitar and ukulele educator here in Brisbane, *Meanjin*. Originally from Otautahi (*Christchurch*), I moved here in 2019 to live with my Australian partner to start a family and enjoy what this beautiful sunny city has to offer.

In my spare time I enjoy mountain biking, tramping (this is what New Zealanders call multi-day hiking), running, camping, reading, good food and coffee, traveling and arranging music.



Music & Teaching Background

From a young age I have been a performing musician playing genres such as rock, blues, grunge, jazz, folk, pop and reggae/ska/dub.

I switched to music education a number of years ago, and for me, **teaching is not a side gig to supplement my music career.**

Teaching is my full-time and only job, so my students have my complete dedication.

I have 13 years of experience as a guitar & ukulele teacher both here in Brisbane and in New Zealand, along with 5 years of tertiary music qualifications. I have taught over 300 students with abilities ranging from absolute beginner to more advanced players.

Reliability, patience, consistency, being clear, concise and non-judgemental are important to me as an educator. It has always been my priority to establish the needs of my individual students and structure lessons accordingly. No two students are the same.

**Ngā mihi,
Ben Parker**



All Reviews 5.0  Google 5.0  Facebook 5.0

Overall Rating

5.0 
43 reviews



**BACHELOR OF
MUSIC**

*Ara Institute of Canterbury
C.P.I.T*



**13 YEARS
EXPERIENCE AS A
MUSIC TUTOR**



**DIPLOMA IN
AUDIO ENGINEERING
& MUSIC PRODUCTION**

*Music and Audio Institute of
New Zealand*



**WORKING WITH
CHILDREN
BLUE CARD**

QLD Government